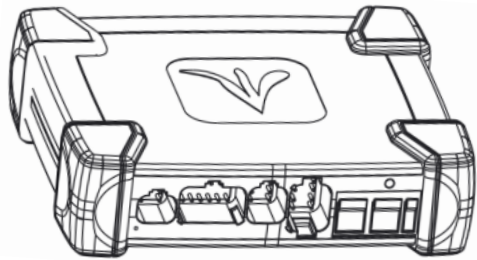
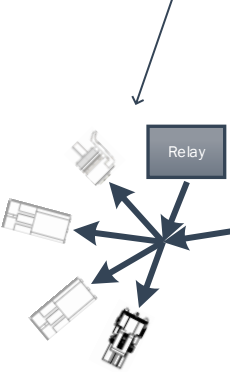


# Case IH Flagship Gen3 YieldSense Electrical System Overview



Cab Power Harness Adapter  
750529

*\*Only required on pre 2013  
machines*



DBM Power  
Harness  
725150

GPS/Radar Gen3  
725155

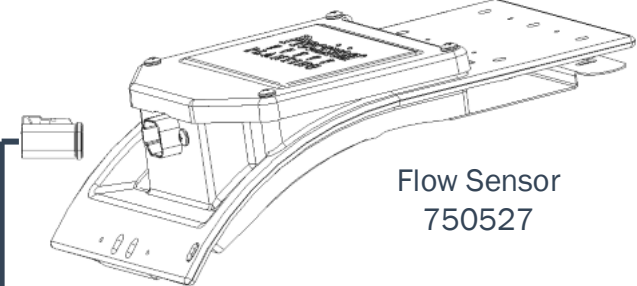
Radar Connection  
(Not Used for Harvest)

OEM CAN  
Harness  
725151

Internal GPS Connection.

*Connect together if using  
the external GPS  
connection*

Flow Sensor  
750527



Gen3 YieldSense Module  
(YSM2)  
751131

Cab Harness  
751203

Flow Sensor Harness  
750527

Aux Connection  
Used for Analog Moisture  
Sensor



Analog  
Primary

Analog  
Secondary

PP/OEM CAN  
Power

CAN Connection and Plug  
(Not Used)

External GPS  
Connection

12V Power  
Connection

