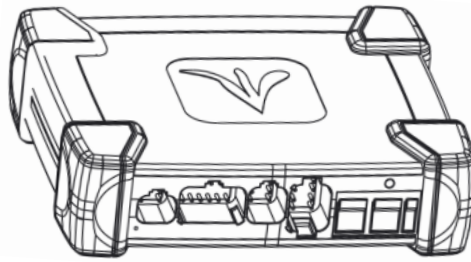
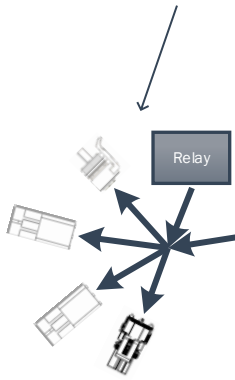


Case IH Midrange Gen3 YieldSense Electrical System Overview



Cab Power Harness Adapter
750771



DBM Power
Harness
725150

GPS/Radar Gen3
725155

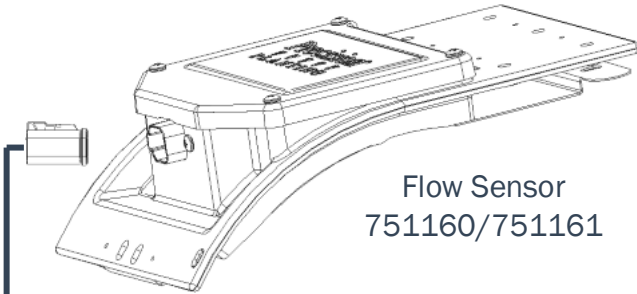
Radar Connection
(Not Used for Harvest)

OEM CAN
Harness
725151

Internal GPS Connection.

Connect together if using
the external GPS
connection

Flow Sensor
751160/751161



Gen3 YieldSense Module
(YSM2)
751131

Cab Harness
751203

Flow Sensor Harness
750411

Aux Connection
Used for Analog Moisture
Sensor



Analog
Primary

Analog
Secondary

PP/OEM CAN
Power

CAN Connection and Plug
(Not Used)

External GPS
Connection

12V Power
Connection

